

SPECIFICATION

ZED 20

TECHNICAL DATA

- Double pantograph + telescopic arm with double extension
- Sigma boom movement enabled by connecting rods
- 360° continuous turret rotation on bearing turntable
- Proportional, electrohydraulic controls in basket and ground
- Engine start and stop controls from basket and ground
- Anti-slip, aluminium flatbed decking with tool tray walls
- Basket base in composite material with aluminium guardrails
- 65° Right + 65° Left hydraulic basket rotation
- Automatic hydraulically actioned basket levelling
- Basket load sensing device
- N° 4 hydraulic outriggers with ground pressure sensors
- Hydraulic system operated by vehicle's PTO
- 230V AC EC electrical socket in the basket
- 1 flashing beacon
- Buzzer indicating PTO engaged
- Hour meter
- Standard boom colours blue (RAL 5017) or white (RAL 9010)
- CE certified

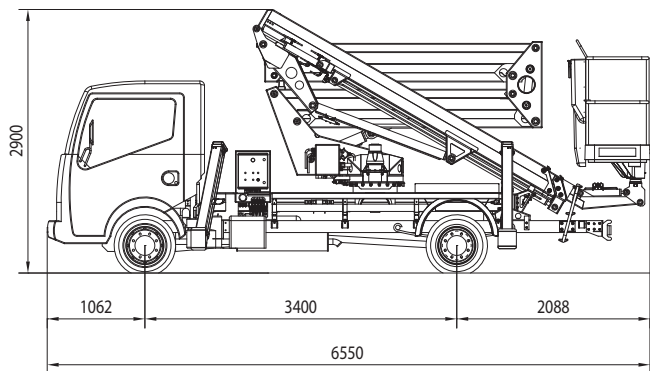
PERFORMANCE

Working height	19,8 m
Platform height	17,8 m
Working outreach	9,5 m
Capacity	200 kg
Basket dim.	1400x700x1100 mm
GVW minimum	3,5 t

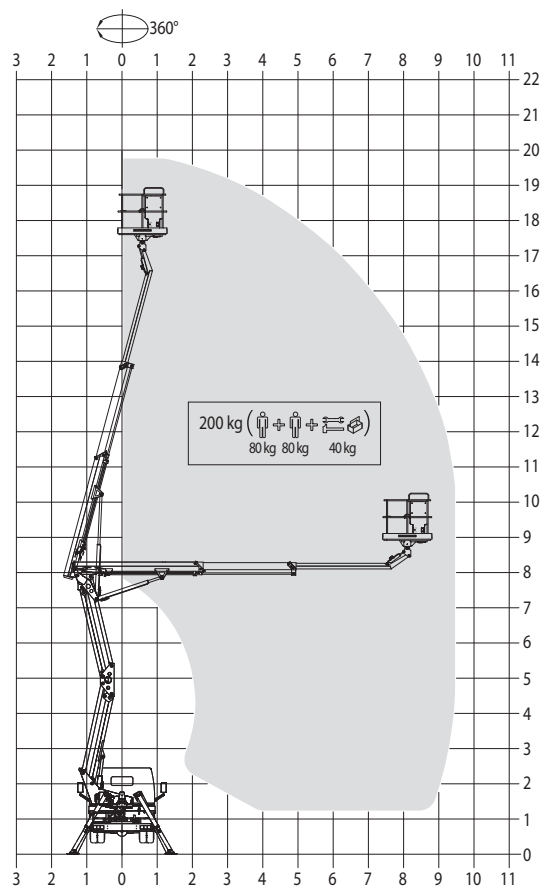
Zed 20 L version available with long cab as optional.



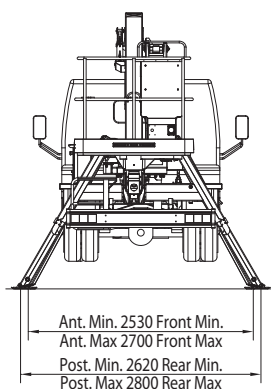
DIMENSIONS




WORKING ENVELOPE



OUTRIGGER FOOTPRINT



KEY POINTS



Sales Office Dolo (Ve) - dolo@ctelift.com
 ph. +39 041 51.00.130 - fax +39 041 41.38.44
 Headquarter Rovereto (Tn) - info@ctelift.com
 ph. +39 0464 48.50.50 - fax +39 0464 48.50.99
 Milano Branch S. Giuliano Milanese (Mi) - milano@ctelift.com
 ph. +39 02 98.81.100 - fax +39 02 98.28.20.96
 Bertinoro Branch & Factory (FC) - bertinoro@ctelift.com
 ph. +39 0543 44.88.30 - fax +39 0543 44.83.43

CTE S.p.A. | www.ctelift.com

