

**Customization is available**

**Products and specifications are  
subject to be changed without notice**

#### Standard Feature

- Emergency disconnect switch
- Rubber floor mat
- Grammer high elastic seat
- 2 Spools control valve
- Locked spring gas
- Front combined lamp
- 3 meters/118 inch 2-stage mast
- Adjustable steering column
- Rearview mirror
- Drive, lift, steering controlled
- Rear combined lamp
- Beeper
- Toolbox and file folder
- Hour meter, self-diagnose indicator

#### Optional Feature

- Front wheel & Rear wheel solid tire
- AC drive system
- 3 or 4 spools control valve
- 4.3-6.0m/169-236inch 3-stage mast
- 2.5-4.5m/98.4-177inch 2-stage mast
- With attachment
- Other dimensions fork
- High capacity battery
- Higher or wider backrest

**DEP**  
Material Handling Solution

CE  
ISO9000

**Jseries**

1.5/1.8/2.0/2.5/3.0/3.5T  
3300/3900/4400/5500/6600/7700lb  
Electric Forklift







# East Power

## EP Electric Forklift Truck-J series

The distinctive features of the new 1.5-3.5t/3300-7700lb J series electric four-wheel forklift as follows:

- Versatility of use due to compact design and minimal operating space requirements. Compact dimensions combined with superb maneuverability.
- High stability, both when stationary and cornering, due to long wheelbase, low centre of gravity and wide tyres.
- Economy of operation, resulting from minimized maintenance costs, e.g. fully enclosed 3 phase AC asynchronous motors with high degree of efficiency maintenance free life.



New Multi-Display employed full dotted LCD is located on the steering column to improve visibility and manipulate-ability.


CURTIS or DANAHER MOTION made high-frequency controller incorporates a powerful microprocessor together with MOSFET power electronics.



The adjustable steering Column ensure a comfortable working position.

### SOFT LANDING LIFT CYLINDER

During lowering fork with no load, fork speed is reduced just before touching ground to avoid collision noise with ground. The operator and those working near the forklift will appreciate the reduced noise.




The J series four-wheel truck has three independent braking systems:

- Regenerative braking system
- Hydraulic wet disc brake system
- Toggle-type parking brake

### AC Power System

Multiple benefits of the AC Power System include: fast response to operating commands, precise power control, compact components. Moreover, since the AC motor does not use contactors and brushes, these maintenance items will no longer be required. Operator will be able to feel the difference by the truck's New design and performance.

SEM drive motor provides advanced control features. The CURTIS controller controls the traveling, lifting, litting and steering action. It is an excellent cost-effective system for medium workload.



Comfortable seat can be upgraded to a luxury semisuspension version.

Because you open and close the battery cover for daily checkup, access of battery cover is improved by using gas-spring with lock function.

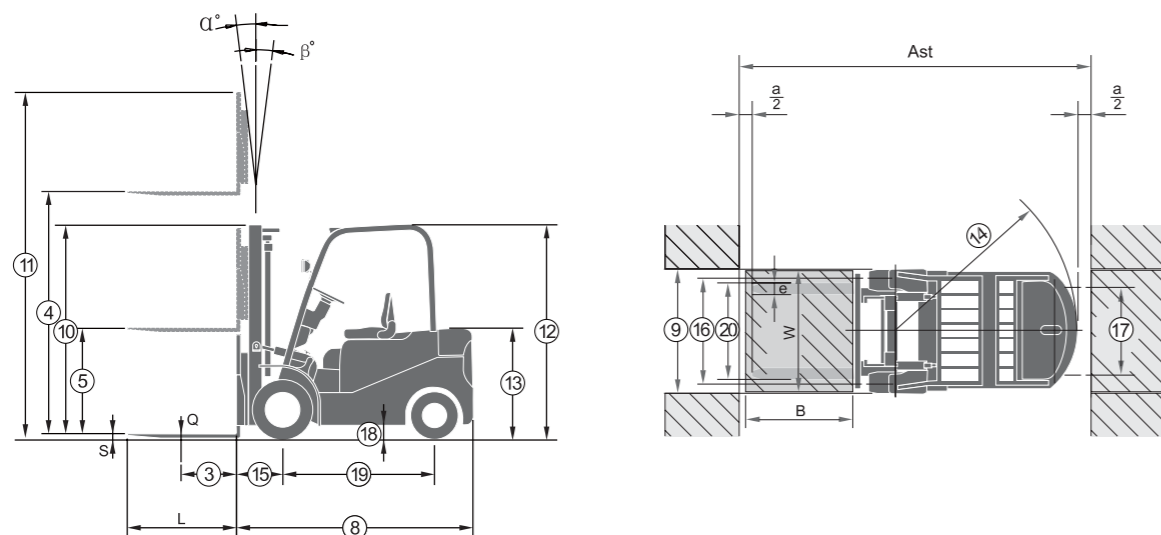


## J Serial 1.5-3.5t electric Forklift Specification

NO.	Manufacture	DEP																								
		CPD15J	CPD15J-C1	CPD15J-D1	CPD18J	CPD18J-C1	CPD18J-D1	CPD20J	CPD20J-C1	CPD20J-D1	CPD25J	CPD25J-C1	CPD25J-D1	CPD30J	CPD30J-C1	CPD30J-D1	CPD35J-C1									
Specification																										
1	Model																									
2	Rated capacity	kg	1500				1750				2000				2500				3000				3500			
3	Load center	mm	500				500				500				500				500				500			
4	Lifting height	mm	3000				3000				3000				3000				3000				3000			
5	Free lifting height	mm	135				135				140				140				145				145			
6	Fork size	s×e×l	35×120×900				35×120×900				40×130×1070				40×130×1070				45×130×1070				45×135×1070			
7	Tilting angle	F/R	5/10				5/10				5/10				5/10				5/10				5/10			
Dimensions																										
8	Overall Dimension	Length to face of fork	2080				2115				2275				2325				2490				2570			
9		Width	1060				1138				1265				1265				1265				1302			
10		Height when mast lowered	1995				1995				2070				2070				2100				2186			
11		Height when mast lifting	3935				3935				4040				4040				4135				4221			
12		Height to safeguard	2075				2075				2090				2090				2090				2090			
13	Height seat	1030				1030				1070				1070				1070				1070				
14	Turning radius	Min.	1780				1815				2040				2090				2230				2310			
15	Overhang	Front	406				406				455				455				475				475			
16/17	Thread(Front/Rear)		888/879.5				888/879.5				1058/960				1058/960				1058/960				1068/960			
18	Ground clearance	Min.	110				110				120				120				125				125			
19	Wheelbase		1380				1380				1485				1485				1625				1625			
20	Fork spread	Min./ Max.	240/1000				240/1000				200/1038				200/1038				290/1200				290/1200			
21	Working aisle width with pallet (Ast*)	1000×1200 crossways	3556				3591				3720				3911				4071				4161			
22		800×1200 lengthways	3655				3690				3820				4010				4170				4260			
Performance																										
23	Speed	Travel (Laden)	12	14	14	12.5	13.5	13.5	12	14	14	12	14	14	13	14	14	12								
24		Travel (Unladen)	13	14	14	13	14	14	13	14	14	13	14	14	14	14.5	14.5	13								
25		Lifting (Laden)	290	300	300	285	295	295	280	290	290	270	280	280	250	260	260	210								
26		Lifting (Unladen)	440	450	450	430	440	440	440	450	450	430	440	440	400	410	410	370								
27		Lowing (Laden)	460																							
28	Lowing (Unladen)	430																								
29	Gradeability	Laden	13	15	15	13	15	15	12	13	13	12	13	13	12	13	11									
30		Unladen	14	16	16	14	16	16	13	14	14	13	14	14	13	14	12									
31	Max. Drawbar pull	Laden (S2 5min)	10000	11000	11000	11000	12000	12000	13000	14000	14000	17000	18000	18000	20000	22000	22000	20000								
32	Service weight	include battery box	2940				3090				3700				4180				5050				5450			
33	Axle Loading (Front/Rear)	Laden	3900/540				4300/590				5016/684				5990/690				7160/890				7876/1074			
34		Unladen	1353/1587				1650/1440				1628/2072				1890/2290				2424/2626				2998/2452			
35	Tyre	Front×2	6.00-9				21×8-9				23×9-10				23×9-10				23×9-10				23×10-12			
36		Rear×2	5.00-8				5.00-8				18×7-8				18×7-8				18×7-8				18×7-8			
Driven																										
37	Motor	Driven motor ×2	5.4	8	8	5.4	8	8	7	10.5	10.5	7	10.5	10.5	10.2	10.6	10.6	11								
38		Pump motor	8.2	7.8	7.8	8.2	7.8	7.8	8.6	11	11	8.6	11	11	10	12.8	12.8	10								
39	Battery	Standard	48/420				48/420				48/630				48/630				80/500				80/500			
40	Battery weight include box (STD. Battery)		760				760				998				998				1489				1489			
41	Controller	Type	MOSFET				MOSFET				MOSFET				MOSFET				MOSFET				MOSFET			
42		Manufacturer	CURTIS	CURTIS	Danaher	CURTIS	CURTIS	Danaher	CURTIS	CURTIS	Danaher	CURTIS	CURTIS	Danaher	CURTIS	CURTIS	Danaher	CURTIS								
43	Operating pressure for attachment	Mpa	14.5				14.5				17.5				17.5				17.5				18			
44	Noise level	dB(A)	70				70				71				72				74				75			

Note: J series means DC system (Traction DC+ Pump DC). JD1 series means Danaher AC system (Traction AC+ Pump AC). JC1 series means Curtis AC system (Traction AC+ Pump DC)  
Ast\*: Include Safety Clearance=200mm

## LOAD CHART



## 1.5-1.8t J series mast

Type	Mast fork height	Lowered	Overall height		Free lift		Tilt range		Capacity					
			With backrest	Without backrest	With backrest	Without backrest	FED	RED	Load capacity at 500mm					
Wide view mast	mm	mm	3.0t	3.5t	3.0t	3.5t	3.0t	3.5t	3.0t	3.5t	Single tire		Double tire	
			2500	1728	3455	3064	145	145	5	10	1500	1750	1500	1750
			2700	1826	3655	3264	145	145	5	10	1500	1750	1500	1750
			3000	1976	3955	3564	145	145	5	10	1500	1750	1500	1750
			3300	2126	4255	3864	145	145	5	10	1500	1750	1500	1750
			3500	2226	4455	4064	145	145	5	10	1500	1750	1500	1750
			3600	2326	4555	4164	145	145	5	10	1450	1750	1450	1750
			4000	2576	4955	4564	145	145	5	10	1400	1700	1400	1700
			4300	2726	5255	4864	145	145	5	10	1300	1550	1350	1650
			4500	2826	5455	5064	145	145	5	6	1200	1450	1300	1600
Wide view full free 2-stage mast	mm	mm	2500	1726	3455	3070	781	1158	5	10	1450	1750	1500	1750
			2700	1826	3655	3270	881	1244	5	10	1450	1750	1500	1750
			3000	1976	3955	3570	1031	1394	5	10	1450	1750	1500	1750
			3300	2126	4255	3870	1181	1544	5	10	1450	1750	1500	1750
			3600	2276	4555	4170	1331	1694	5	10	1350	1600	1450	1750
			4000	2526	4955	4570	1581	1944	5	6	1300	1550	1350	1600
			4500	2826	5455	5070	1831	2194	5	6	1200	1450	1350	1600
Wide view full free 3-stage mast	mm	mm	3500	1976	4955	4570	1031	1416	5	6	1350	1600	1400	1700
			4300	2076	5255	4870	1131	1516	5	6	1300	1550	1350	1600
			4500	2086	5455	5070	1141	1616	5 <th>6</th> <th>1200</th> <th>1450</th> <th>1250</th> <th>1500</th>	6	1200	1450	1250	1500
			4800	2201	5755	5370	1256	1641	5 <th>6</th> <th>1100</th> <th>1300</th> <th>1200</th> <th>1350</th>	6	1100	1300	1200	1350
			*5000	2251	5955	5570	1306	1691	5 <th>6</th> <th>1000</th> <th>1200</th> <th>1050</th> <th>1250</th>	6	1000	1200	1050	1250
			*5500	2426	6455	6070	1481	1866	3 <th>6</th> <td>/</td> <td>/</td> <td>750</td> <td>900</td>	6	/	/	750	900
			*6000	2651	6956	6570	1706	2091	3 <th>6</th> <td>/</td> <td>/</td> <td>500</td> <td>650</td>	6	/	/	500	650
*6500	2830	7456	7070	1820	2152	3 <th>6</th> <td>/</td> <td>/</td> <td>400</td> <td>500</td>	6	/	/	400	500			

For overall height without backrest: -322mm (2-stage); -371 (2-stage); -337 (3-stage)  
\*adopt double tire. (Don't assemble side-shifter on the single tire forklift.)

## 2.0-2.5t J series mast

Type	Mast fork height	Lowered	Overall height		Free lift		Tilt range		Capacity					
			With backrest	Without backrest	With backrest	Without backrest	FED	RED	Load capacity at 500mm					
Wide view mast	mm	mm	2.0t	2.5t	2.0t	2.5t	2.0t	2.5t	Single tire		Double tire			
			2500	1786	3556	3234	140	145	5	10	2000	2500	2000	2500
			2700	1886	3756	3434	140	140	5	10	2000	2500	2000	2500
			3000	2006	4056	3734	140	140	5	10	2000	2500	2000	2500
			3300	2186	4356	4034	140	140	5	10	2000	2500	2000	2500
			3500	2286	4556	4234	140	140	5	10	1950	2400	2000	2500
			3600	2336	4656	4334	140	140	5	10	1900	2400	2000	2500
			4000	2586	5056	4734	140	140	5	10	1800	2300	1950	2400
			4300	2751	5356	5034	140	140	5	6	1700	2000	1900	2300
			4500	2861	5556	5234	140	140	5	6	1600	1800	1800	2200
Wide view full free 2-stage mast	mm	mm	2500	1766	3556	3185	720	1091	5	10	2000	2500	2000	2500
			2700	1866	3756	3385	820	1191	5	10	2000	2500	2000	2500
			3000	1966	4056	3685	920	1291	5	10	2000	2500	2000	2500
			3300	2116	4356	3985	1070	1441	5	10	2000	2500	2000	2500
			3600	2266	4656	4285	1220	1591	5	10	1900	2350	1950	2450
			4000	2516	5056	4685	1470	1841	5	10	1800	2250	1850	2350
			4300	1976	5356	5019	930	1267	5	6	1700	2000	1800	2250
Wide view full free 3-stage mast	mm	mm	4500	2096	5556	5219	1050	1387	5	6	1600	1800	1700	2150
			*4800	2196	5856	5519	1150	1487	5	6	1400	1700	1600	2100
			*5000	2261	6056	5719	1215	1552	5	6	1300	1500	1500	2000
			*5500	2426	6556	6219	1380	1717	3	6	1000	1100	1450	1900
			*6000	2641	7056	6719	1595	1932	3	6	700	800	1400	1600
*6500	2820	7556	7219	1774	2111	3	6	/	/	1200	1300			

For overall height without backrest: -322mm (2-stage); -371 (2-stage); -337 (3-stage)  
\*adopt double tire. (Don't assemble side-shifter on the single tire forklift.)

## 3.0-3.5t J series mast

Type	Mast fork height	Lowered		Overall height		Free lift		Tilt range		Capacity												
		3.0t	3.5t	With backrest	Without backrest	With backrest	Without backrest	FED	RED	Load capacity at 500mm												
Wide view mast	mm	mm	mm	mm	mm	3.0t	3.5t	3.0t	3.5t	3.0t	3.5t	3.0t	3.5t	3.0t	3.5t	3.0t	3.5t					
						2500	1786	1936	3652	3652	3297	3364	145	145	145	145	5	10	3000	3500	3000	3500



**J Serial 3300/7700lb electric Forklift Specification**

NO.		Manufacture																		
Specification	1	Model	CPD15J	CPD15J-C1	CPD15J-D1	CPD18J	CPD18J-C1	CPD18J-D1	CPD20J	CPD20J-C1	CPD20J-D1	CPD25J	CPD25J-C1	CPD25J-D1	CPD30J	CPD30J-C1	CPD30J-D1	CPD35J-C1		
	2	Rated capacity	lb	3300			3900			4400			5500			6600			7700	
	3	Load center	inch	20			20			20			20			20			20	
	4	Lifting height	inch	118			118			118			118			118			118	
	5	Free lifting height	inch	5.3			5.3			5.5			5.5			5.7			5.7	
Dimensions	6	Fork size	s×e×l	1.38×4.7×35.4			1.38×4.7×35.4			1.57×5.1×42.1			1.57×5.1×42.1			1.77×5.1×42.1			1.77×5.3×42.1	
	7	Tilting angle	F/R	5/10			5/10			5/10			5/10			5/10			5/10	
	8	Overall Dimension	Length to face of fork	inch	82	83	90	92	98	101										
	9		Width	inch	42	45	50	50	51											
	10		Height when mast lowered	inch	79	79	81	81	86											
	11		Height when mast lifting	inch	155	155	159	159	166											
	12	Height to safeguard	inch	82	82	82	82	82												
	13	Height seat	inch	41	41	42	42	42												
	14	Turning radius	Min.	inch	70	71	80	82	91											
	15	Overhang	Front	inch	16.0	16.0	17.9	17.9	18.7											
	16/17	Thread(Front/Rear)	inch	35/34.6	35/34.6	41.7/37.8	41.7/37.8	42/37.8												
	18	Ground clearance	Min.	inch	4.3	4.3	4.7	4.7	4.9											
	19	Wheelbase	inch	54	54	58	58	64												
	20	Fork spread	Min./ Max.	inch	9.5/39.4	9.5/39.4	7.9/40.9	7.9/40.9	11.4/1200											
	21	Working aisle width with pallet (Ast*)	1000×1200 crossways	inch	140	141	146	154	164											
	22	800×1200 lengthways	inch	144	145	150	158	164												
	Performance	23	Travel (Laden)	mile/h	7.5	8.7	8.7	7.8	8.4	8.4	7.5	8.7	8.7	7.5	8.7	8.1	8.7	8.7	7.5	
		24	Travel (Unladen)	mile/h	8.1	8.7	8.7	8.1	8.7	8.7	8.1	8.7	8.7	8.1	8.7	8.7	9.0	9.0	8.1	
		25	Lifting (Laden)	inch/s	11.4	11.8	11.8	11.2	11.6	11.6	11.0	11.4	11.4	10.6	11.0	11.0	9.8	10.2	10.2	8.3
26		Lifting (Unladen)	inch/s	17.3	17.7	17.7	16.9	17.3	17.3	17.3	17.7	17.7	16.9	17.3	17.3	15.7	16.1	16.1	14.6	
27		Lowing (Laden)	inch/s	18.1	18.5	18.5	18.5	16.5	18.1											
28		Lowing (Unladen)	inch/s	16.9	16.9	17.3	16.9	15.9												
29		Laden	%	13	15	15	13	15	15	12	13	13	12	13	13	13	11			
30		Unladen	%	14	16	16	14	16	16	13	14	14	13	14	14	14	12			
31		Max. Drawbar pull	Laden (S2 5min)	N	10000	11000	11000	11000	12000	12000	13000	14000	14000	17000	18000	18000	20000	22000	22000	20000
32	Service weight	include battery box	lb	6500			6800			8200			9200			11100			12000	
33	Axle Loading (Front/Rear)	Laden	lb	8600/1200			9500/1300			11100/1500			13200/1500			15800/2000			17000/2400	
34		Unladen	lb	3000/3500			3600/3200			3600/4600			4200/5000			5000/5800			6600/5400	
35	Tyre	Front×2		6.00-9			21×8-9			23×9-10			23×9-10			23×9-10			23×10-12	
36	Rear×2		5.00-8			5.00-8			18×7-8			18×7-8			18×7-8			18×7-8		
Driven	37	Motor	Driven motor ×2	hp	7.2	10.7	10.7	7.2	10.7	10.7	9.4	14.1	14.1	9.4	14.1	14.1	13.7	14.2	14.7	
	38	Pump motor	hp	11.0	10.5	10.5	11.0	10.5	10.5	11.5	14.7	14.7	11.5	14.7	14.7	13.4	17.2	17.2	13.4	
	39	Battery	Standard	V/AH	48/420			48/420			48/630			48/630			80/500			80/500
	40	Battery weight include box (STD. Battery)	lb	1676			1676			2200			2200			3283			3283	
	41	Controller	Type	MOSFET			MOSFET			MOSFET			MOSFET			MOSFET			MOSFET	
	42	Manufacturer	CURTIS	CURTIS	Danaher	CURTIS	CURTIS	Danaher	CURTIS	CURTIS	Danaher	CURTIS	CURTIS	Danaher	CURTIS	CURTIS	Danaher	CURTIS		
	43	Operating pressure for attachment	Mpa	14.5			14.5			17.5			17.5			17.5			18	
	44	Noise level	dB(A)	70			70			71			72			74			75	

Note: J series means DC system (Traction DC+ Pump DC). JD1 series means Danaher AC system (Traction AC+ Pump AC). JC1 series means Curtis AC system (Traction AC+ Pump DC)

Ast\*: Include Safety Clearance=200mm

**2200-3900lb J series mast**

Type	Mast fork height	Lowered	Overall height				Free lift		Tilt range		Capacity			
			With backrest		Without backrest		With backrest	Without backrest	FED	RED	Load capacity at 20 inch			
			inch	inch	inch	inch	inch	inch	Deg	Deg	Single tire		Double tire	
Wide view mast	inch	inch	inch	inch	inch	inch	inch	Deg	Deg	3300lb	3900lb	3300lb	3900lb	
	98	68	136	121	5.7	5.7	5	10	3300	3900	3300	3900		
	106	72	144	129	5.7	5.7	5	10	3300	3900	3300	3900		
	118	78	156	140	5.7	5.7	5	10	3300	3900	3300	3900		
	130	84	168	152	5.7	5.7	5	10	3300	3900	3300	3900		
	138	88	175	160	5.7	5.7	5	10	3300	3900	3300	3900		
	142	92	179	164	5.7	5.7	5	10	3200	3900	3200	3900		
	157	101	195	180	5.7	5.7	5	10	3100	3700	3100	3700		
	169	107	207	191	5.7	5.7	5	10	2100	3400	3000	3600		
	177	111	215	199	5.7	5.7	5	6	2600	3200	2900	3500		
Wide view full free 2-stage mast	98	68	136	121	31	46	5	10	3200	3900	3300	3900		
	106	72	144	129	35	49	5	10	3200	3900	3300	3900		
	118	78	156	141	41	55	5	10	3200	3900	3300	3900		
	130	84	168	152	46	61	5	10	3200	3900	3300	3900		
	142	90	179	164	52	67	5	10	3000	3500	3200	3900		
	157	99	195	180	62	77	5	6	2900	3400	3000	3500		
	177	111	215	199	72	85	3	6	2900	3400	3000	3500		
Wide view full free 3-stage mast	98	78	195	180	41	56	5	6	3000	3500	3100	3700		
	169	82	207	192	45	60	5	6	2900	3400	3000	3500		
	177	82	215	200	45	64	5	6	2600	3200	2800	3300		
	189	87	227	211	49	65	5	6	2400	2900	2700	3000		
	*197	89	234	219	51	67	5	6	2200	2600	2300	2800		
	*217	96	254	239	58	73	3	6	/	/	1700	2000		
	*236	104	274	259	67	82	3	6	/	/	1100	1400		
	*256	111	294	278	72	85	3	6	/	/	900	1100		

For overall height without backrest: -14inch (J30MX); -15.9 (J30UX); -14.5 (J30NX)

\*adopt double tire. (Don't assemble side-shifter on the single tire forklift.)

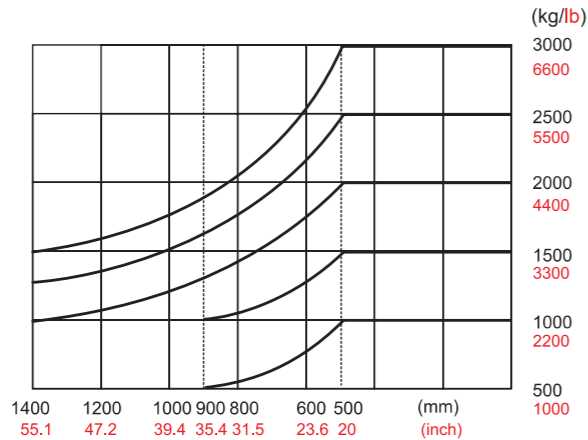
**4400-5500 lb J series mast**

Type	Mast fork height	Lowered	Overall height				Free lift		Tilt range		Capacity			
			With backrest		Without backrest		With backrest	Without backrest	FED	RED	Load capacity at 20 inch			
			inch	inch	inch	inch	inch	inch	Deg	Deg	Single tire		Double tire	
Wide view mast	inch	inch	inch <td>inch <td>inch <td>inch <td>Deg <td>Deg <td>4400lb</td> <td>5500lb</td> <td>4400lb</td> <td>5500lb</td> </td></td></td></td></td>	inch <td>inch <td>inch <td>Deg <td>Deg <td>4400lb</td> <td>5500lb</td> <td>4400lb</td> <td>5500lb</td> </td></td></td></td>	inch <td>inch <td>Deg <td>Deg <td>4400lb</td> <td>5500lb</td> <td>4400lb</td> <td>5500lb</td> </td></td></td>	inch <td>Deg <td>Deg <td>4400lb</td> <td>5500lb</td> <td>4400lb</td> <td>5500lb</td> </td></td>	Deg <td>Deg <td>4400lb</td> <td>5500lb</td> <td>4400lb</td> <td>5500lb</td> </td>	Deg <td>4400lb</td> <td>5500lb</td> <td>4400lb</td> <td>5500lb</td>	4400lb	5500lb	4400lb	5500lb		
	98	70	140	127	5.5	5.7	5	10	4400	5500	4400	5500		
	106	74	148	135	5.5	5.5	5	10	4400	5500	4400	5500		
	118	79	160	147	5.5	5.5	5	10	4400	5500	4400	5500		
	130	86	171	159	5.5	5.5	5	10	4400	5500	4400	5500		
	138	90	179	167	5.5	5.5	5	10	4300	5300	4400	5500		
	142	92	183	171	5.5	5.5	5	10	4200	5300	4400	5500		
	157	102	199	186	5.5	5.5	5	10	4000	5100	4300	5300		
	169	108	211	198	5.5	5.5	5	6	3700	4400	4200	5100		
	177	113	219	206	5.5	5.5	5	6	3500	4000	4000	4900		
Wide view full free 2-stage mast	98	70	140	125	28	43	5	10	4400	5500	4400	5500		
	106	73	148	133	32	47	5	10	4400	5500	4400	5500		
	118	77	160	145	36	51	5	10	4400	5500	4400	5500		
	130	83	171	157	42	57	5	10	4400	5500	4400	5500		
	142	89	183	169	48	63	5	10	4200	5200	4300	5400		
	157	99	199	184	58	72	5	10	4000	5000	4100	5200		
	169	78	211	198	37	50	5	6	3700	4400	4000	5000		
	177	83	219	205	41	55	5	6	3500	4000	3800	4700		
	*189	86	231	217	45	59	5	6	3100	3700	3500	4600		
	*197	89	238	225	48	61	5	6	2900	3300	3300	4400		
Wide view full free 3-stage mast	*217	96	258	245	54	68	3	6	2200	2400	3200	4200		
	*236	104	278	265	63	76	3	6	1500	1800	3100	3500		
	*256	111	297	284	70	83	3	6	/	/	2600	2900		

For overall height without backrest: -14inch (J30MX); -15.9 (J30UX); -14.5 (J30NX)

\*adopt double tire. (Don't assemble side-shifter on the single tire forklift.)

**LOAD CHART**



**6600-7700b J series mast**

Type	Mast fork height
------	------------------