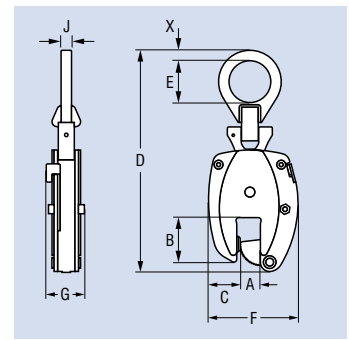


PFEIFER clamp Model KL

new!

for safe lifting up to an angle of 120°

The lifting clamp KL makes safe lifting possible up to an angle of 120° – as well for lateral attachment and vertical lifting as for turning by 180° of sheets, steel plates, girders and structural shapes.



WLL kg	Gripping range A mm	Dimensions mm								Weight approx. kg	Reference no.
		B	C	D	E	F	G	J	X		
600	1 – 21	50	36	256	50	98	42	10	14	1,5	290205
1000	1 – 26	64	45	288	60	134	53	15	15	3,7	290206
2000	1 – 35	85	58	363	80	166	62	20	20	6,5	290208



- + Sturdy and longliving**
due to use of latest materials
- + Flexible**
due to large gripping ranges



- + Handy**
due to slender body
- + Individual**
due to additional versions for stainless steel and extra hard sheets (as of 300 HB)



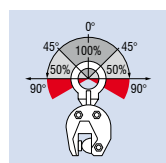
- + Ergonomic**
due to optimised safety lever and low dead weight
- + Lock open and closed**
due to hold-open mechanism (lock open) and safety lever (lock closed) against unintentional release under load



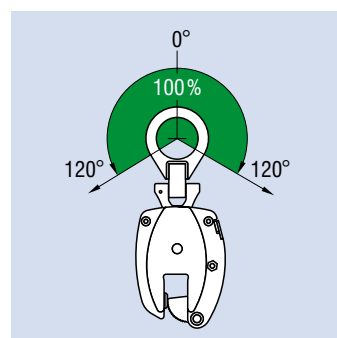
- + Universal application**
lateral attachment due to pivoting lifting shackle

Attachment angles

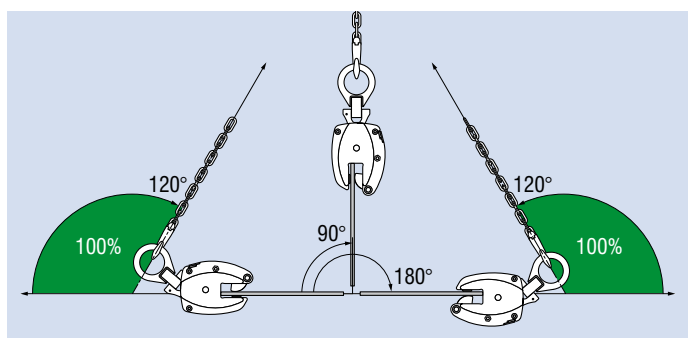
■ 100% WLL up to an angle of 120°



By comparison:
Competing products with a WLL of 50% up to an angle of 90°



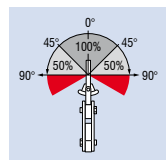
PFEIFER lifting clamp KL



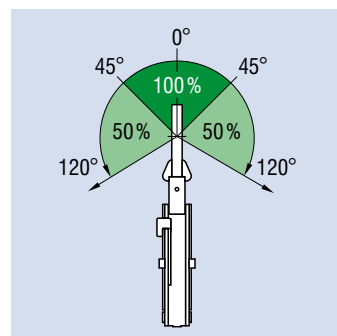
Application: Turning by 180°

Inclination angles

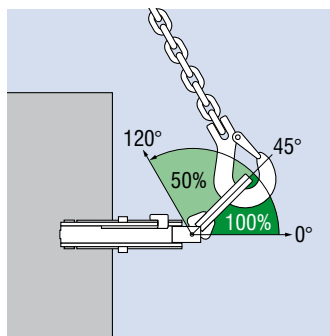
■ 100% WLL up to an angle of 45°
■ 50% WLL up to an angle of 120°



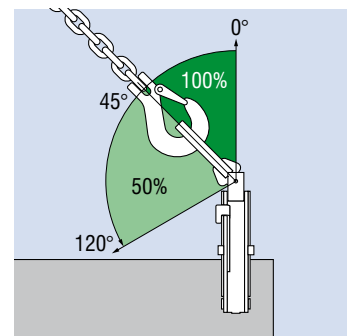
By comparison:
Competing products with a WLL of 50% up to an angle of 90°



PFEIFER lifting clamp KL



Application: Lateral attachment in 2-legged chain sling



Application: Vertical lifting in 2-legged chain sling