

# EX15L 1150X560

CONVENIENT, EASY TO USE, LI-ION BATTERY



## EX15L

The economic solution for your daily light-duty logistic operation. Simple and easy to use thanks to the compact size, low weight, maintenance free removable Li-ION battery and on-board charger, the EX15L can carries loads up to 1500 kg also on ramps.

 24V/20 Ah	 4,5/5,0 km/h
 1500 kg	 CONVENIENT

## MANOEUVRABILITY

The overall width of the machine matches with the fork width (560 mm).

This makes the unit as compact as possible and, together with the reduced turning radius (1330 mm), enables to work in narrow spaces.



## ROBUSTNESS

Robust frame designed to guarantee maximum durability and resistance to torsion and loads.

Fork tips shaped for an easier entrance/exit on the closed side of the pallet.



## SAFETY

Emergency push button, belly button and electrobrake are the standard safety features of the machine.

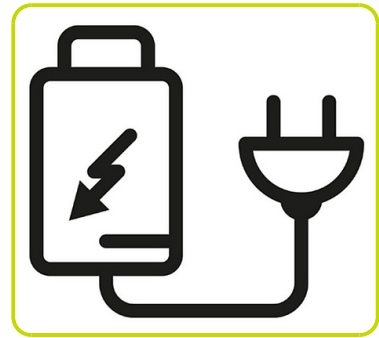
The cover for driving wheel protects the operator's feet during work and secures the truck's components from collision with objects.



## ON-BOARD BATTERY CHARGER

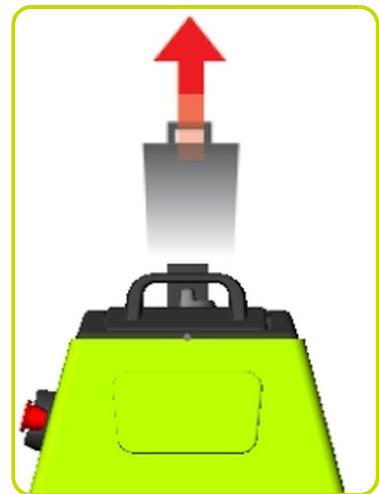
Built-in battery charger provides a convenient charging solution and eliminates the need to remove the battery from the machine.

The on-board spiral cable and plug allow the battery charging on every schuko socket.



## Plug-in&out Li-Ion battery

The new improved plug-in&out system enables an easy battery replacement in just few seconds, without using any cables.



## EASY MAINTENANCE

Simple construction with a design that allows a really easy maintenance.

The access to motorwheel can be done just removing few bolts and without lifting the unit.

Maintenance-free Li-Ion battery.



## Description

Lift			Electric
1.3 Drive			Electric
1.4 Operator type			Pedestrian
1.5 Load capacity	Q	Kg	1500
1.6 Load centre distance	c	mm	600
1.8 Load axle to end forks	x	mm	950
1.9 Wheel base	y	mm	1190

## Weights

2.1 Service weight (battery included)		Kg	120
2.2 Axle load, laden rear		Kg	1140
2.2 Axle load, laden front		Kg	480
2.3 Axle load, unladen front		Kg	90
2.3 Axle load, unladen rear		Kg	30

## Tyres/Chassis

3.1 Tyres: front wheels			POLY.C
3.1 Tyres: rear wheels			POLY
3.2 Tyre size: Steering wheels - Width		mm	70
3.2 Tyre size: Steering wheels - Diameter		mm	210
3.3 Tyre size: Load rollers - Diameter		mm	80
3.3 Tyre size: Load rollers - Width		mm	60
3.5 Tyre size: rear wheels - Q.ty (X=driven)		nr	4
3.5 Tyre size: front wheels - Q.ty (X=driven)		nr	1x
3.7 Tread, rear	b11	mm	410

## Dimensions

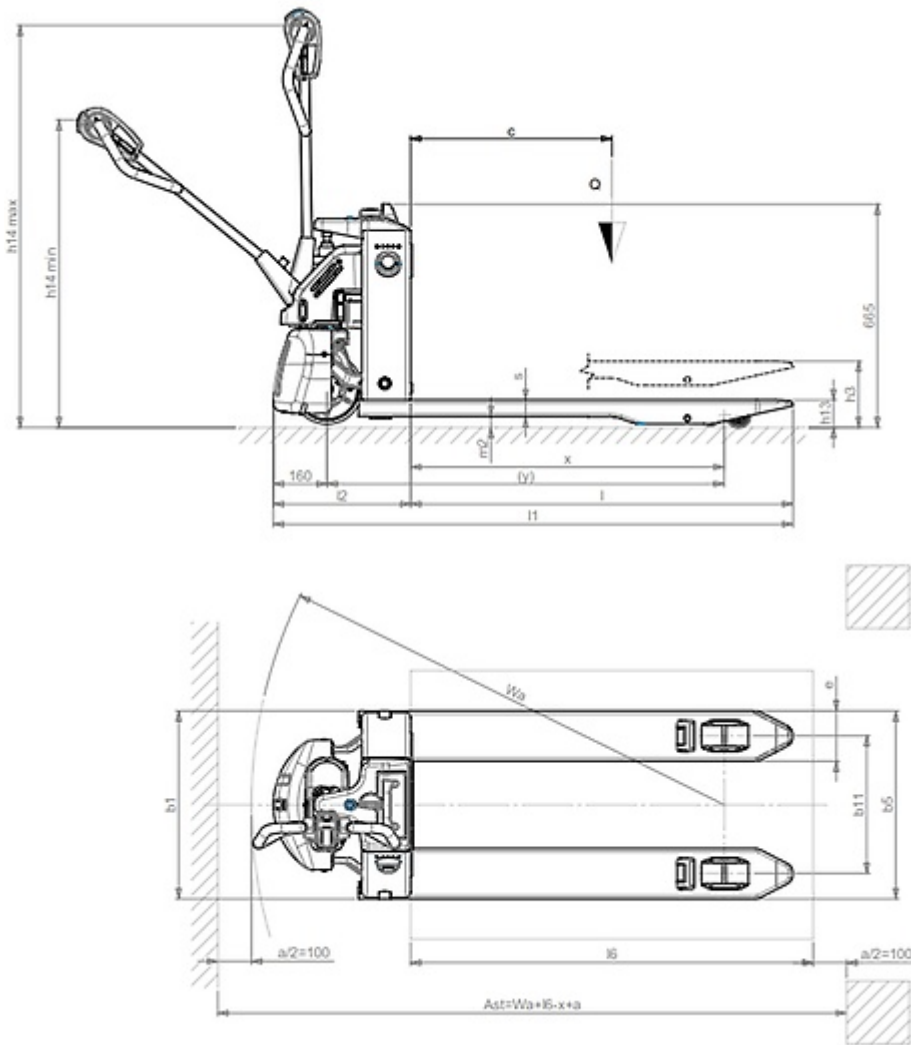
4.4 Lift height	h3	mm	115
4.9 Height of tiller in drive position max	h14	mm	1190
4.9 Height of tiller in drive position min	h14	mm	750
4.15 Height, lowered	h13	mm	80
4.19 Overall length	l1	mm	1540
4.20 Length to face of forks	l2	mm	400
4.21 Overall width	b1	mm	560
4.22 Fork dimensions - Thickness	s	mm	50
4.22 Fork dimensions - Width	e	mm	150
4.22 Fork dimensions - Length	l	mm	1150
4.25 Distance between fork arms	b5	mm	560
4.32 Ground clearance, centre of wheelbase	m2	mm	30
4.34 Aisle width	Ast	mm	2050
4.35 Turning radius	Wa	mm	1330

**Performance data**

5.1 Travel speed laden	Km/h	4,5
5.1 Travel speed unladen	Km/h	5,0
5.2 Lifting speed laden	m/s	0,017
5.2 Lifting speed unladen	m/s	0,020
5.3 Lowering speed laden	m/s	0,09
5.3 Lowering speed unladen	m/s	0,06
5.8 Max gradeability laden	%	6
5.8 Max gradeability unladen	%	16
5.10 Service brake		Electric

**Electric motors**

6.1 Drive motor power	kW	0,75
6.2 Lift motor power	kW	0,7
6.4 Battery voltage	V	24
6.4 Battery capacity, Min	Ah	20
6.4 Battery capacity, Max	Ah	20
6.5 Battery weight, Min	Kg	7
6.5 Battery weight, Max	Kg	7
8.4 Sound level at driver's ear	dB(A)	<74



The information is aligned with the Data file at the time of download. Printed on 20/01/2021 (ID 14011)

©2021 | PR INDUSTRIAL s.r.l. | All rights reserved | Image shown may not reflect actual package. Specifications subject to change without notice

