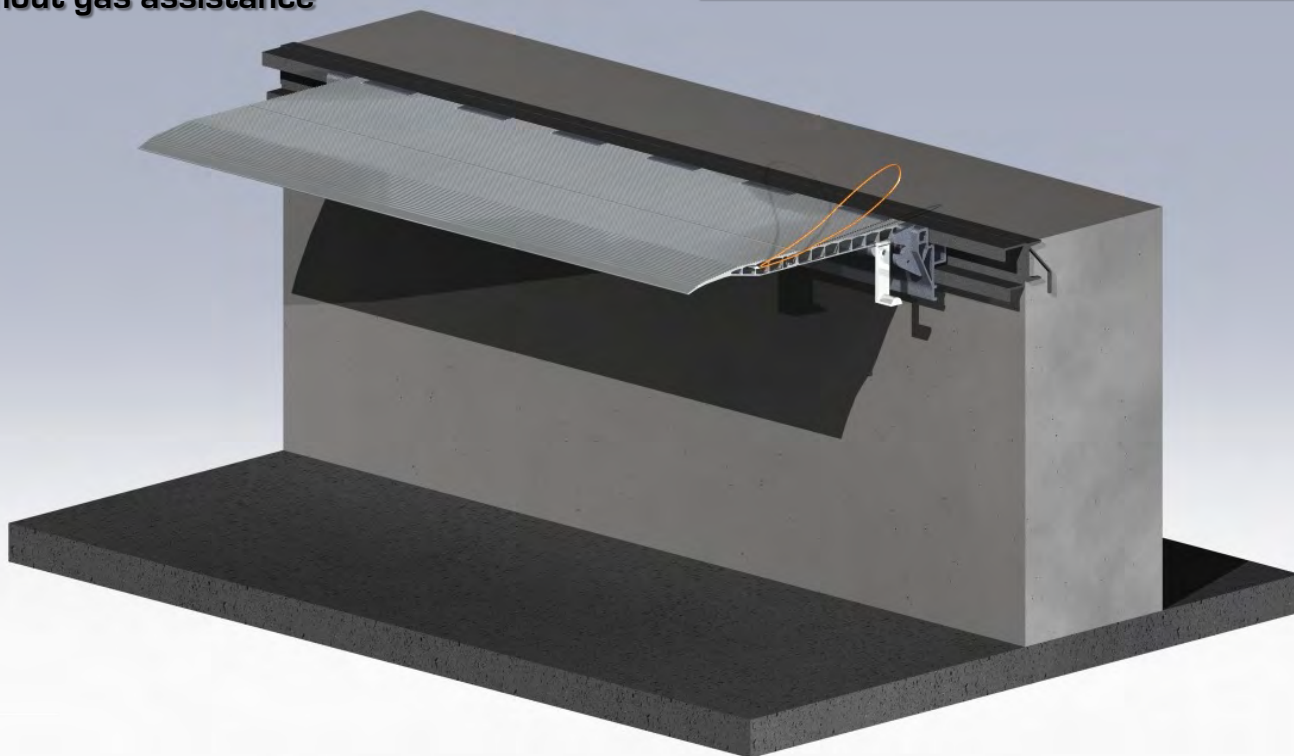


# 12. ES

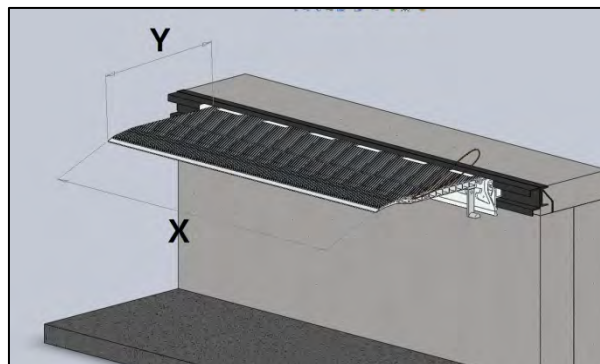
Sliding hinged manual ramp without gas assistance

- Ball-bearing sliding system for easier positioning and sliding. **PERFECT FOR LONG BAYS**
- Hinge joint connection **PERFECT FOR LOADING WITH TRANSPALLETS AND LITTLE WHEELS MEANS**



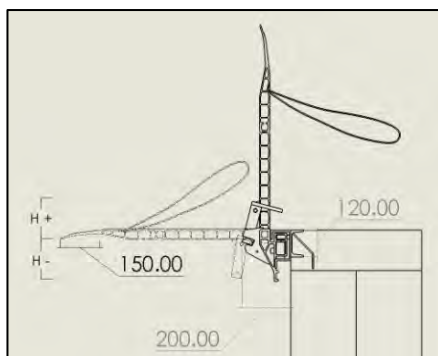
**DETAILS:**

Aluminum 6060 alloy extruded plate with 4000 kg capacity and antislip cross-ribbing surface treatment  
 Faster sliding thanks to ball-bearing system on rails (see "SLIDING RAMPS INSTALLATION")  
 Lateral positioning flexible rope  
 Anti-falling block device in vertical position



## CAPACITY 4000 KG

H+/- difference in height calculated according to UNI EN 1398 standard for **12,5% gradient allowed for forklifts**



CODE	X	Y	WEIGHT (Kg)	H+/-
	(mm)	(mm)		(mm)
ES 40A	1650	400	42	50/50
ES 60A	1650	600	55	75/75
ES 80A	1650	800	68	100/100
ES 40B	2000	400	58	50/50
ES 60B	2000	600	65	200/180

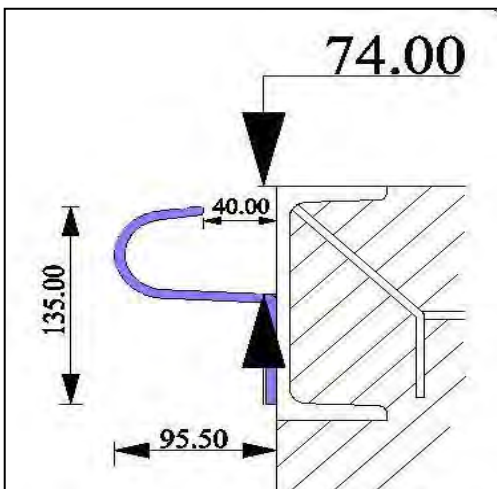
# 15. SLIDING RAMPS INSTALLATION

Sliding ramps have a really easy and rapid installation procedure. They are delivered with lateral sliding rails, available in 2 main versions:

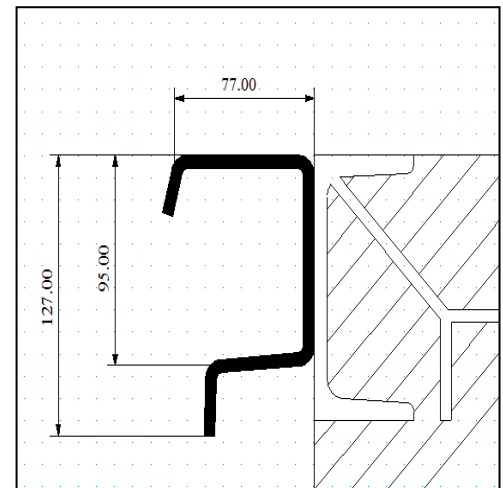
- traditional iron rail to be welded at a precast 120mm clamped angle bar,

- Innovative aluminum rail, perfect for loading bays without precast attachments, as it has a L-shape back-profile to be easily fixed with screws (supplied by us) directly to the concrete.

Iron rails are available in 3000mm bars whilst aluminum ones can be supplied in 2400mm and 3000mm bars

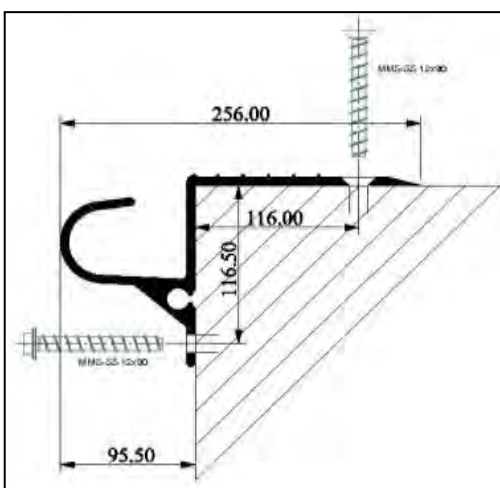


**TR.GF3000**

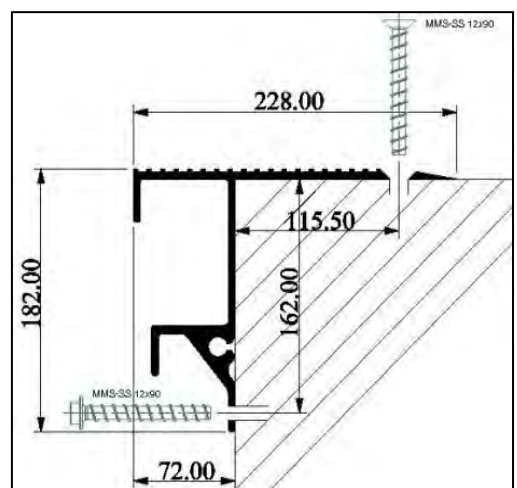


**GAS.GF3000**

**IRON  
GUIDE  
RAILS**



**TR.GA2400  
TR.GA3000**



**GAS.GA2400  
GAS.GA3000**

**ALUMINUM  
GUIDE  
RAILS**

**FOR TR/TRR  
RAMPS**

**FOR GAS/ES  
RAMPS**