

13. GAS

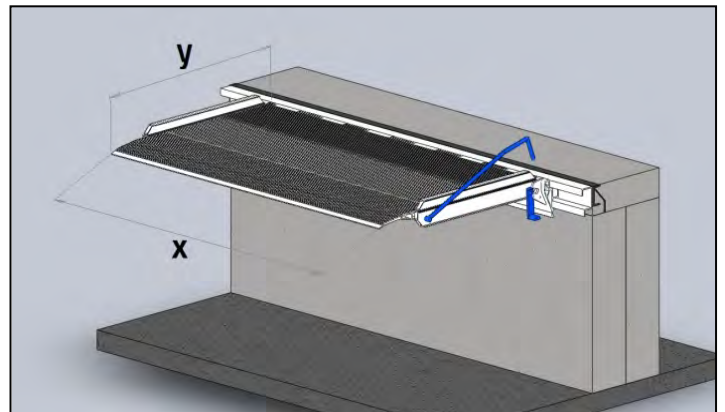
Aluminum manually movable ramp with rigid steel handle.
A Gas spring provide 90% weight assistance being the plate longer than other products.
Rapid sliding through ball bearings for easy moving.



HYDRAULIC LIFTING SYSTEM MODIFY AVAILABLE ON REQUEST

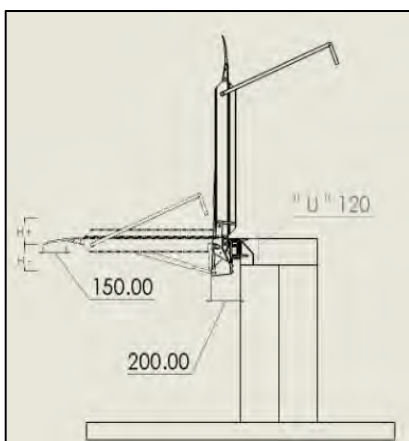
DETAILS:

- Aluminum 6060 alloy extruded plate with 5000kg capacity
- Gas spring assistance for 90% weight in positioning and bringing back to relax position
- Sliding through ball-bearing system on rails (see "SLIDING RAMPS INSTALLATION")
- Rigid steel handle for positioning
- Mechanical safety block device in vertical position



CAPACITY 5000 KG

H+/- difference in height calculated according to UNI EN 1398 standard for 12,5% gradient allowed for forklifts



CODE	X	Y	WEIGHT	H+/-
	(mm)	(mm)	(Kg)	(mm)
GAS120A	1650	1200	70	300/250
GAS160A	1650	1600	90	350/300
GAS200A	1650	2000	110	400/350
GAS120B	2000	1200	90	300/250
GAS160B	2000	1600	105	350/300
GAS200B	2000	2000	125	400/350

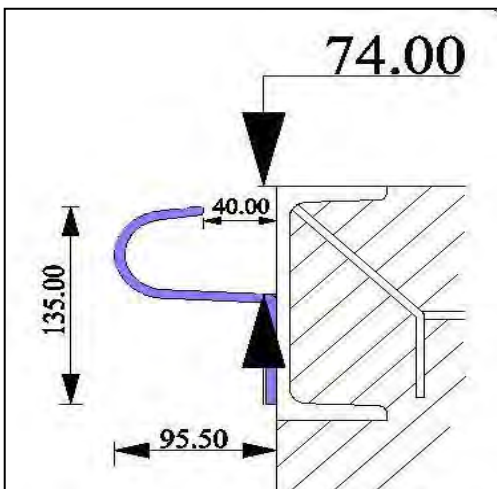
15. SLIDING RAMPS INSTALLATION

Sliding ramps have a really easy and rapid installation procedure. They are delivered with lateral sliding rails, available in 2 main versions:

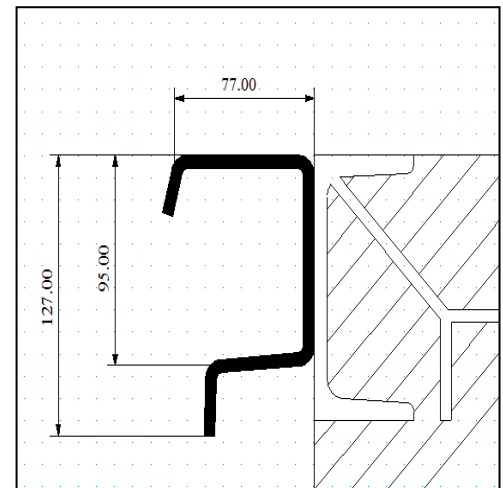
- traditional iron rail to be welded at a precast 120mm clamped angle bar,

- Innovative aluminum rail, perfect for loading bays without precast attachments, as it has a L-shape back-profile to be easily fixed with screws (supplied by us) directly to the concrete.

Iron rails are available in 3000mm bars whilst aluminum ones can be supplied in 2400mm and 3000mm bars

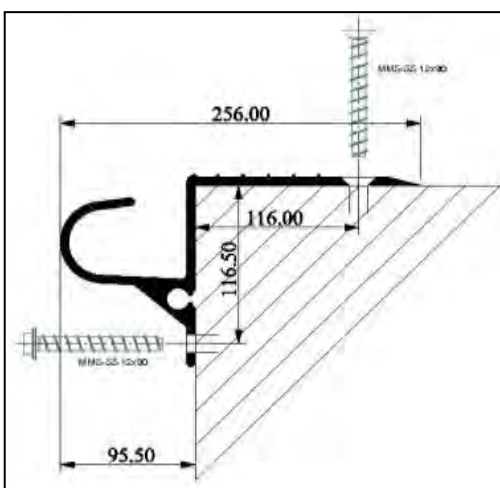


TR.GF3000

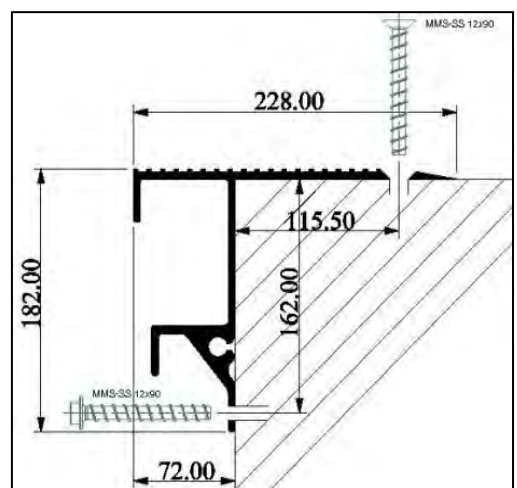


GAS.GF3000

**IRON
GUIDE
RAILS**



**TR.GA2400
TR.GA3000**



**GAS.GA2400
GAS.GA3000**

**ALUMINUM
GUIDE
RAILS**

**FOR TR/TRR
RAMPS**

**FOR GAS/ES
RAMPS**